

betty brinn   
CHILDREN'S
museum

A VISIT TO THE MUSEUM





HELLO


Today, I will visit the Betty Brinn Children's Museum. I will learn, play and have fun!




MUSEUM CENTER PARK

We will park our car at the Museum Center Park. My adult will drive into the Michigan Street (Level 2) or Lincoln Memorial Drive (Level 1) entrance. We will have to walk through the parking lot to the elevators. There might be cars driving in the garage, so I need to stay close to my adult. We will go to the orange elevators on level 2 or the blue elevators on level 1. We will push the 3-City Level button.

Michigan Street




Lincoln Memorial Drive





WHEN I ARRIVE

When I get to the Museum, I will go up the stairs or ride the elevator. Then we will check in at the front desk. I will wait patiently with my family until it is my turn.





STAMP

When it is my turn, I will walk up to the desk. The Museum staff will ask me if I want a hand stamp. Staff will press the stamp on my hand and it will not hurt. If I do not want a stamp, I will say “No thank you”.





MUSEUM STAFF

Museum staff are safe adults.

Museum workers wear blue aprons and name badges. The workers are adults that can help me if I am lost or if I have any questions.





HEADPHONES VESTS

If it gets too loud, I can ask a Museum worker for headphones. I can also ask for a heavy vest to help keep my body calm. I will need an adult to help me check one out.





ICKY PROPS

There are many bins for icky props around the Museum. These are for dirty toys that need to be cleaned, so I will not touch the toys in this bin.





MUSEUM RULES

I will walk in the Museum and use my inside voice. I will stay with my family at all times.

While I am here, I may need to take turns with other Museum visitors.



SENSORY SYMBOLS

I may see some pictures around the Museum. These pictures will help me to understand what to expect:




This exhibit may be loud!



This exhibit may be bright!



This exhibit makes me move!





HANDS-ON HARLEY DAVIDSON



Vroom Vroom! I am excited to take a pretend ride with Hands-on Harley Davidson™. I can sit on the motorcycle and choose different screens for my adventure. I can also customize my motorcycle with parts and magnets. If I turn the motorcycle handle, I will go faster. Some buttons may make loud sounds.



PIZZA FACTORY



Yum! Pizza Factory. I can pretend to be a chef or a customer in the shop. I can build my own pizza while practicing counting and learning about fractions.



SENDIK'S FOOD MARKET

Lots of fun things to do in the Sendik's Food Market. I can shop for groceries, make sandwiches at the deli, and I can pretend to be a cashier at the cash register.

I may need to take turns with other visitors.



POST OFFICE

At the Post Office I can pretend to be a postal worker. I can deliver mail all around Home Town!



SUPER SERVICE CENTER

Time for a tune-up at the Super Service Center. I can pretend to fix the car's engine, change the tires and learn all about being a car mechanic.



PET VET

Pretend to be a veterinarian and learn about everything an animal needs to be happy and healthy.



WATERSTONE BANK

We will learn all about earning, saving, spending and sharing at the WaterStone Bank. I can pretend to be the bank teller or a customer. The buttons on the car play songs and make noise. These might be loud an unexpected. I can also sit at a desk and learn about money or play money games!



INNOVATIONS, INC

Another exhibit we might see is Innovations, Inc. I can scan the name badges and learn about all the different jobs. I can also use the microscope to explore different textures! The crane above the exhibit moves and may be loud.



UNDER CONSTRUCTION

Time to get to work in Under Construction. I can build using the tools and materials in the house. I can also pretend to drive the blue construction truck. The buttons in this truck make noises that may be loud.



POCKET PARK

Let's take a stroll in Pocket Park. Pocket Park has a lot of different areas for me to explore! I can explore the pretend park, visit the doctor's office or play in the school. There is also a slide here for me to try!



LET'S PLAY RAILWAY

Choo Choo! When visiting Let's Play Railway, I can pretend to be a train conductor in the engineer's cab. There are lots of things for me to touch on the control panel. Some of these buttons make loud noises.

On the caboose of the train there is more for me to explore. One wheel spins and can be very loud.



VELOCITY

In Velocity I can roll and race golf balls on tracks, loops and hills. Some of the tracks may be a little loud. I can ask my adult to help me if I can't reach the top of ramps or don't know where to put my golf ball.



PLAY LAB

In the PlayLab space, there is a pretend ice rink. In order to play on the ice, I need to take off my shoes and leave on my socks. My socks will help me glide on the ice.



PLAY LAB

In the Cozy Cabin I can read books, play with puppets, and tell my own stories!



QUIET ROOM



There are some places in the Museum that I can go to when I feel overwhelmed or upset. If I feel this way, I can go to the Quiet Room. This room will be darker and quieter than the rest of the Museum. There are some toys, books, and puzzles in this room that I can use.



BE A MAKER

In the Be A Maker space, I can learn a new skill, try a tool, or make something with my hands. I can ask the educator what the activity is and they will help me do it, or I can try the activity on my own.



HOT LAVA




Another exhibit we can play in is Hot Lava. In this area, I can create my own path through the lava. Be careful not to fall in!



CLIMBER




I can play in the climber in Hot Lava. I need to take my shoes off before I explore. If I need socks, I can ask for some at the Information Desk. The climber has a fast slide, tight spaces, and requires me to climb high! If at anytime I feel unsafe, or scared, I can always exit the space or ask staff for help.



BE A MAKER HALLWAY

In this hallway, there are lots of things for me to try. I can play with the light table, build with the blocks and try other activities.



BETTY'S BEANS AND BOOKS

At Betty's Beans and Books, I can sit down and have a snack. There are some snacks that I can buy if I get hungry. This area is the only place that I can eat at the Museum. This area will close an hour before the museum closes.



MUSEUM BALCONIES

If it is not cold or rainy, my family and I can go outside to the Museum balconies. The city can be loud, so I might hear some loud noises while I am outside.



GOODBYE

At the end of our visit the Museum staff at the front desk will say goodbye.

I had so much fun at Betty Brinn Children's Museum!